

Thank you for purchasing

BIBLE STORY MINI-LESSON

MARY & JOSEPH

This resource is Biblically sound and created with great care to share God's word with young learners. It includes

- A Mini-Lesson Plan to follow
- Full size (color and B/W) for teachers as you highlight the story with your class.
- Mini Books for you to print for your students.

Instructions

- Print the teacher book on cardstock and laminate for durability. (If using the B/W option, take some time to color it.)
- Print, cut and staple the student books on regular paper.
- I strongly recommend that you open up your Bible while you share this book with your students, so they understand that the whole story comes from the Bible.
- Later, your students can color these mini books and take them home to share with their family. Encourage the parents of your students to read these together and allow their child to share what they learned that week.

Happy Teaching!

~Becky



WANT MORE PRODUCTS LIKE THIS?

**IF YOU LIKE THIS MINI LESSON AND WANT MORE LIKE IT,
SAVE SOME MONEY AND GRAB A BUNDLE!**

Bible Story Mini Lesson
MEGA BUNDLE



Each mini lesson includes:
Full Sized Teacher book (in color & B/W)
Mini Lesson Plan | Student Mini Book

**CHECK OUT ALL MY
BIBLICAL RESOURCES [HERE.](#)**

TABLE OF CONTENTS

PAGE 1	TEACHER INSTRUCTIONS
PAGE 2	BUNDLE & BIBLICAL RESOURCES LINKS
PAGE 3	TABLE OF CONTENTS
PAGE 4	LESSON PLAN
PAGES 5-9	TEACHER BOOK, COLOR
PAGES 10-14	TEACHER BOOK, BLACK & WHITE
PAGE 15	STUDENT MINI-BOOK
PAGE 16	ADDITIONAL PRODUCTS
PAGE 17	CREDITS & TERMS OF USE



Mini Lesson Plan

MARY & JOSEPH

OBJECTIVE

Students will learn the story of Mary & Joseph, from the Bible, Matthew 1:18-25, Luke 1:26-38, 2:1-7, and be able to answer discussion questions from the lesson.

MATERIALS

- Bible
- Printed Teacher Book
- Printed copies of the mini book for students (prepare these ahead of time by cutting the page into 4 pages and stapling the book together)
- Crayons/Pencils

TEACHING TIME (5 minutes)

Ask students to join you as you open your Bible to Luke 1 (or one of the other references listed above). Explain to students that the story you are going to share with them comes right from God's Word.

Show students the cover page of the Teacher Book. Ask them to tell you what they see on that picture. That should lead to the discussion of Mary and Joseph. Tell the students that this special man and woman were chosen by God to be a part of his plan. Tell the students to listen as you read the story.

Read the pages and show students the pictures as you go.

ACTIVITY (5 minutes)

Send students to their seats and distribute copies of their mini book. Direct students to write their name and color the pictures. When students are finished, move on to the discussion questions.


DISCUSSION (5 minutes)

1. Who did God send to visit Mary & Joseph? (An Angel)
2. What was the message that God had the angel share with Mary & Joseph? (They were going to have a baby boy, Jesus, who was the Son of God.)
3. Where did Mary & Joseph travel to? (Bethlehem)
4. Where was the baby born? (He was born in a dirty stable.)
5. Why was the birth of this baby so special? (Jesus was God's gift to us. He is the rescuer, the Messiah.)

Total Time for Lesson – 15 minutes

Mary & Joseph

Matthew 1:18-25; Luke 1:26-38, 2:1-7



God sent an angel
to visit Mary and
tell her she would
have a baby boy.
The angel told her
the baby was the
Son of God and to
name him Jesus.
God also sent an
angel to share this
message with
Joseph.



The Bible said that God would send a rescuer, the Messiah, to save the world. God chose Mary and Joseph to be part of his plan. They traveled to Bethlehem to register as citizens. It was a very long journey.



It was time
for Baby
Jesus to be
born but
Mary and
Joseph could
not find a
clean place to
stay. The only
place available
was a dirty
stable.



Mary gave birth to Jesus, wrapped in him
cloths, and laid him in a manger. This tiny
baby boy was God's greatest gift to us.




Mary & Joseph


Matthew 1:18-25; Luke 1:26-38, 2:1-7




God sent an angel
to visit Mary and
tell her she would
have a baby boy.
The angel told her
the baby was the
Son of God and to
name him Jesus.
God also sent an
angel to share this
message with
Joseph.



The Bible said that God would send a rescuer, the Messiah, to save the world. God chose Mary and Joseph to be part of his plan. They traveled to Bethlehem to register as citizens. It was a very long journey.



It was time
for Baby
Jesus to be
born but
Mary and
Joseph could
not find a
clean place to
stay. The only
place available
was a dirty
stable.



D. Sart

3

Mary gave birth to Jesus, wrapped in him
cloths, and laid him in a manger. This tiny
baby boy was God's greatest gift to us.



Mary and Joseph


Name _____

God sent an angel to visit Mary and tell her she would have a baby boy. The angel told her the baby was the Son of God and to name him Jesus. God also sent an angel to share this message with Joseph.




Becky's Brainy Boutique

The Bible said that God would send a rescuer, the Messiah, to save the world. God chose Mary and Joseph to be part of his plan. They traveled to Bethlehem to register as citizens. It was a very long journey.



Becky's Brainy Boutique

It was time for Baby Jesus to be born but Mary and Joseph could not find a clean place to stay. The only place available was a dirty stable.



Becky's Brainy Boutique

Mary gave birth to Jesus, wrapped in him cloths, and laid him in a manger. This tiny baby boy was God's greatest gift to us.



Becky's Brainy Boutique

CHECK THESE OUT!

I HAVE, WHO HAS GAME BUNDLE



Becky's Brainy Boutique

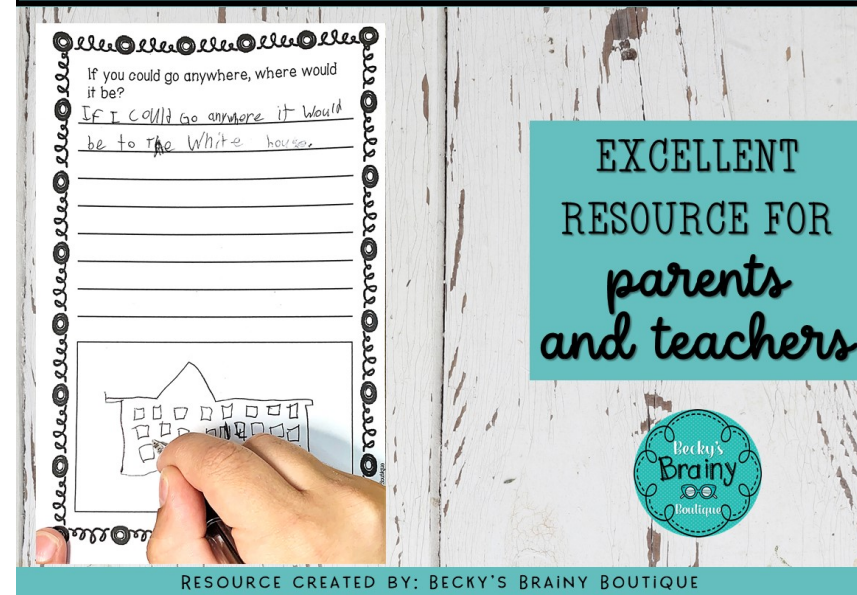
Includes 7 Fun Editions

WINTER, SPRING, SUMMER, FALL, CHRISTMAS, ABC'S & ANIMALS

Resource created by: Becky's Brainy Boutique




DAILY Journal Prompts



EXCELLENT RESOURCE FOR parents and teachers

Becky's Brainy Boutique

RESOURCE CREATED BY: BECKY'S BRAINY BOUTIQUE



FIND ALL MY
RESOURCES
[HERE.](#)

Thank you for shopping at: BECKY'S BRAINY BOUTIQUE



Dear Teachers,


I hope this purchase enhances your classroom!

Please take a moment and leave feedback on this purchase (and earn yourself some TPT credits).

Thank you!
Becky



FOLLOW BECKY'S BRAINY BOUTIQUE
ON SOCIAL MEDIA:



TERMS OF USE: THIS ITEM IS FOR PERSONAL USE IN YOUR CLASSROOM. PLEASE DO NOT DISTRIBUTE. IF YOU HAVE A FRIEND WHO WOULD ENJOY THIS PRODUCT, PLEASE DIRECT THEM TO MY STORE. THE INFORMATION, ACTIVITIES, AND IMAGES INCLUDED ARE COPYRIGHTED. YOU MAY NOT REUSE OR SELL ANY PORTION OF THIS ITEM. YOU ARE WELCOME TO POST ABOUT IT ON YOUR BLOG AND/OR OTHER SOCIAL MEDIA SITES, AS LONG AS YOU LINK BACK TO MY TPT STORE AND USE MY BUTTON. FEEL FREE TO E-MAIL WITH ANY QUESTIONS/COMMENTS TO BECKYSBRAINYBOUTIQUE@GMAIL.COM.

CLIP ART, FONTS
AND BORDERS
FROM:

